

# INSTRUCTIONS

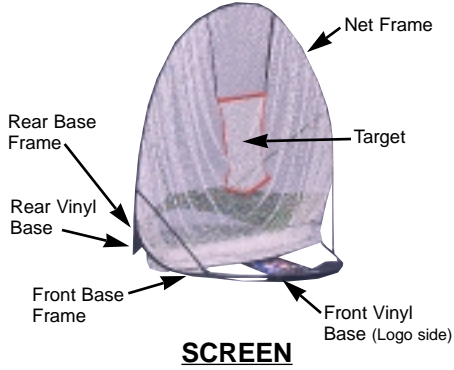
## ⚠ WARNING - READ THIS NOW -

When this screen is being handled it can suddenly and unexpectedly open to full size. BE SURE TO READ AND UNDERSTAND THESE INSTRUCTIONS FOR OPENING AND CLOSING THE SCREEN BEFORE REMOVING SCREEN FROM CARRYING BAG. You must be at least EIGHTEEN YEARS OF AGE and in good health to open and close this screen. Before removing the screen from carrying bag or retention straps, be sure you have an area at least 20-feet clear all around you. Do not attempt to open or set up on sloping ground. Failure to heed this warning could result in SERIOUS INJURY.

Call JUGS Toll Free: 1-800-547-6843  
Outside the USA: 503-692-1635



**ELASTIC RETENTION STRAP**




## Opening the JUGS Instant Screen™



1. Grasping the edge of the screen frame, remove screen from carrying bag and also remove the elastic retention strap.




2. Holding the frame together, toss away from your body onto a clear area.



3. Tilt screen into upright position and adjust straps. When used outdoors, the pegs may be used to hold base frames as shown.

## Closing the JUGS Instant Screen™



1. Loosen straps and remove pegs if applicable.



2. Stand your JUGS Instant Screen straight up and tip it over backwards. (figures 2a and 2b).



3. Put the two black vinyl pieces together.



4. Let go of the black vinyl base and walk around to the top of the screen.



5. Grab the top middle of the screen and walk around to the JUGS logo on the vinyl base.



6. With both hands, push the top of the screen down to the top of the vinyl above the JUGS logo, and place your foot on the top of the screen. (figures 6a through 6e).




Place foot above the JUGS logo



7. Keeping your right foot on top of the screen, grab hold of both the left and right semi-circles. With your right hand, push the right side down towards the JUGS logo forming a circle. With your left hand, push the left side down towards the JUGS logo forming a circle.

8. Keeping control of the circle with both of your hands, (if you release too early the screen will pop open), put on the retention strap and place your screen into the carrying bag. Now your JUGS Instant Screen should be in a 36" circle.



**⚠ CAUTION** Always remember to place the folded screen into the ELASTIC RETENTION STRAP. Always transport the screen folded and STRAPPED in its CARRYING BAG.