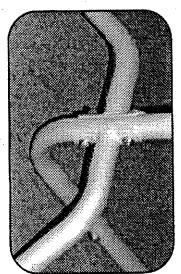

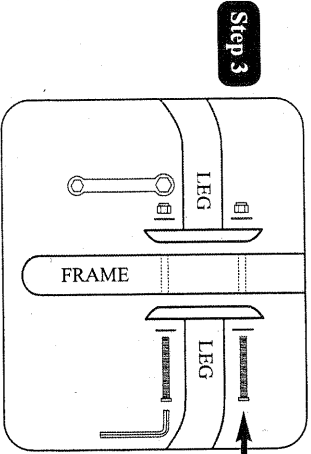



Assembled frame size: 6 1/2'H x 6'W



Step 4

Carefully tilt the frame and lay it on the ground. Stretch netting out, on the ground, in the same shape as the frame. Place the open end of the netting so it touches the top of the frame. Stand in the center of the frame and begin feeding the netting onto the frame, like a pillowcase, alternating sides as you go. Stand frame upright, and enjoy!



If you have any questions regarding this screen, in the USA or Canada, call toll free: 1-800-547-6843. Or, visit us on our web site at www.jugsssoftball.com.